
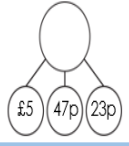

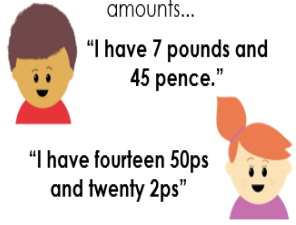





Maths: Fun Five!

<p>One</p> <p>Write the amount in pence.</p> 	<p>Four</p> <p>Complete the part whole model.</p> 	<p>One</p> <p>Estimate the cost of the items.</p> 	<p>Four</p> <p>Jane saves £2 per week. She needs £20. How many weeks will it take her to save what she needs?</p>										
<p>Two</p> <p>Write 457p in pounds.</p>	<p>Two</p> <p>Marlon and Millie are comparing amounts...</p>  <p>"I have 7 pounds and 45 pence."</p> <p>"I have fourteen 50ps and twenty 2ps"</p> <p>Who has the most money?</p>	<p>Two</p> <p>Complete the number line.</p> 	<p>Four</p> <p>Alfie is sorting amounts...</p> <table border="1"> <thead> <tr> <th>Rounds to £4</th> <th>Rounds to £5</th> </tr> </thead> <tbody> <tr> <td>£4.05</td> <td>£5.11</td> </tr> <tr> <td>£4.37</td> <td>£4.77</td> </tr> <tr> <td>£3.96</td> <td>£4.51</td> </tr> <tr> <td>£3.49</td> <td>£5.20</td> </tr> </tbody> </table>	Rounds to £4	Rounds to £5	£4.05	£5.11	£4.37	£4.77	£3.96	£4.51	£3.49	£5.20
Rounds to £4	Rounds to £5												
£4.05	£5.11												
£4.37	£4.77												
£3.96	£4.51												
£3.49	£5.20												
<p>Three</p> <p>Write the amount in pence.</p> 	<p>Five</p> <p>Estimate the total of 5 lots of this amount.</p> 	<p>Five</p> <p>Is he correct? Explain how you know.</p>											

Quick Comprehension: Complete the reading comprehension. Children should allow themselves one minute to read the text, and five/ten minutes to answer the questions. Some of the questions are quite tricky, so don't worry if you have to talk them through with an adult.

Spellings

Core	Support
serious	sinkable
obvious	readable
glorious	drinkable
curious	enjoyable
previous	reader
calves	banker
elves	teacher
thieves	driver
leaves	farmer
wolves	food
after	tooth
never	school
under	little
river	like
February	famous
library	various

SPaG Challenge in books please

1 Circle the words below which should start with a capital letter.

neighbour	dog	geoffrey	potato
italy	buckingham palace	april	
thursday	lake	weekend	mr smith

Times Tables Activities

Please do some of the following:

- Daily times tables on TT Rockstars
- Times tables training grid
- Times tables wheels
- Daily chanting and oral questioning

Please remember: All homework is marked in class with the children and will not have written feedback on it.

Homework is due in on the following Friday.

Get Ready with Cleopatra

- 11 To look as fabulous as me, follow these simple beauty steps.
- 22 First, bathe in milk and honey to keep your skin nourished and soft. I scrub away the dead skin using sea salt and
- 34 and soft. I scrub away the dead skin using sea salt and
- 47 then I like to use crushed green grapes to give my skin a
- 49 golden glow.
- 60 I usually keep my makeup quite simple and natural. I crush
- 72 up lapis lazuli stone to create a deep blue eye shadow base
- 83 and then I add some sparkle with little chunks of gold
- 92 pyrite. Next, I make my eyelashes and eyebrows darker
- 103 using charcoal and animal fat. Then, I just rub some red
- 115 clay into my lips and cheeks and I'm ready to head down
- 121 to the pyramids for the day.



Quick Questions



1. Through whose eyes is this text told?



2. Find and copy a phrase which shows that Cleopatra thinks that she looks good.



3. 'I usually keep my makeup quite simple and natural.' What makes you think that this is not true?



4. Explain why Cleopatra does not use the same makeup products that women use today.
